

Your SCNM Telemedicine Visit – Tips for a Successful Consultation

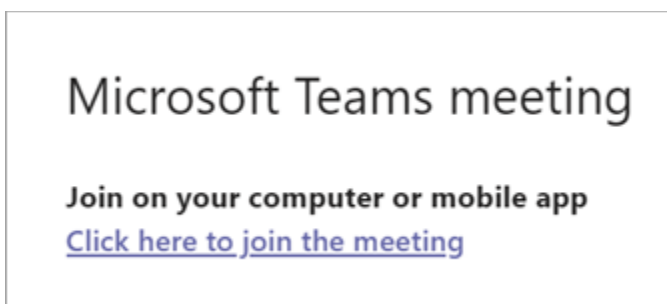
We are looking forward to your consultation. This will be undertaken using your computer or by a phone call.

Recommendations for computer-based video consultation

Hardware/environment check – your computer should meet the following specifications:

1. Windows or Mac computer – ideally less than 5 years old
2. Reliable Internet connection. A minimum 2MB connection speed is required – you can check your Internet connection using a tool shown below
3. Microphone, speakers, and webcam (most laptops have this functionality)
4. [Google Chrome, Mozilla Firefox](#), browser installed on your computer (**not Safari**)
5. Restart your computer and connect to the Internet prior to the visit – this will make sure that your system is refreshed, and you have a solid Internet connection.
6. Test your Internet connection, webcam and microphone – we found (but do not represent or affiliate with) this tool to test your equipment.
<https://www.iobit.com/en/webcam-test.php>
Note: This is no need to install any recommended software from this site – only the use of the testing tools.
7. Close any unneeded applications on your computer – you will ONLY need your web browser and an Internet connection

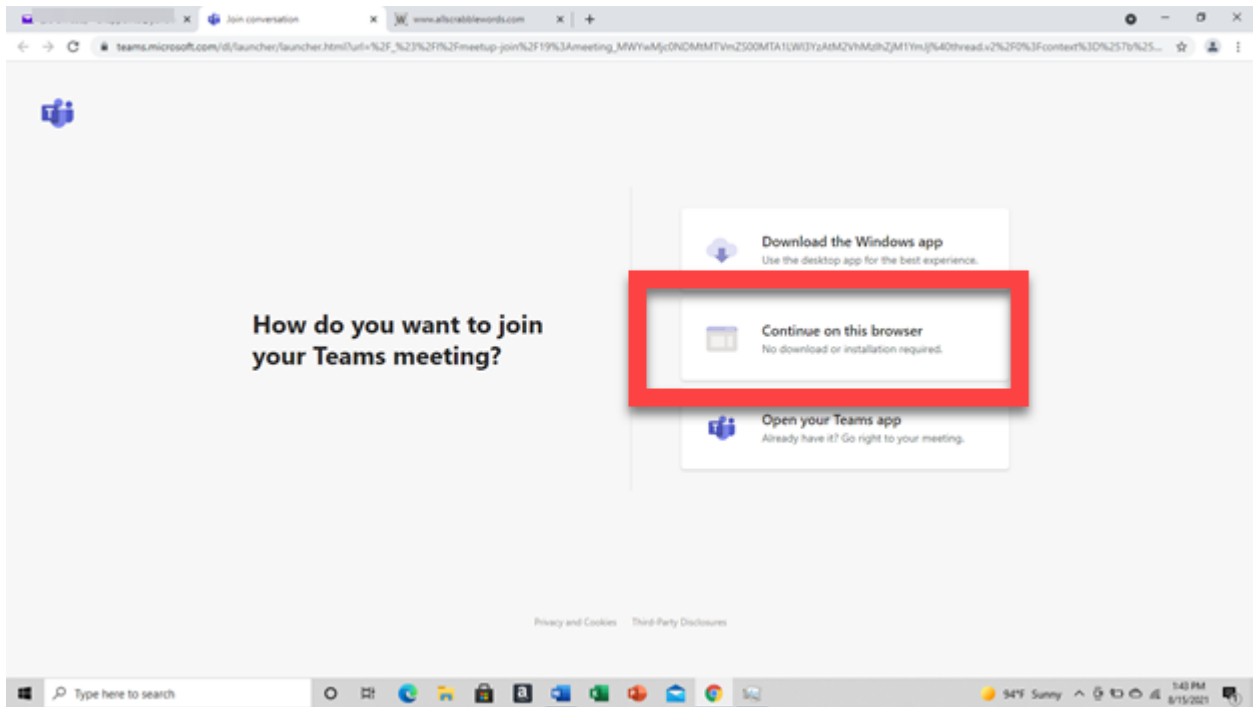
You will receive an **email** invitation to the consultation **the day of your appointment**. This will be held in **Microsoft Teams**. Click on the purple “click here to join the meeting” link to set up for the meeting:



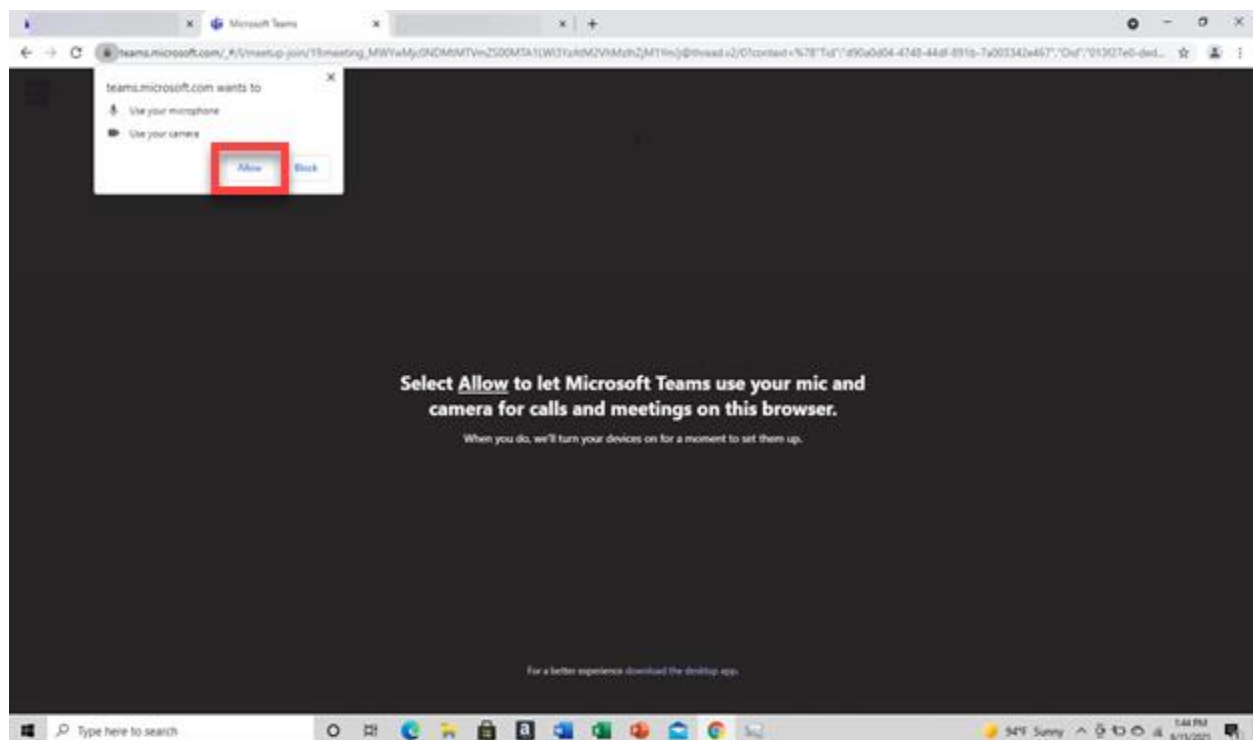
Continue to the next page to view next steps

Here are the basic steps to join a Microsoft Teams meeting.

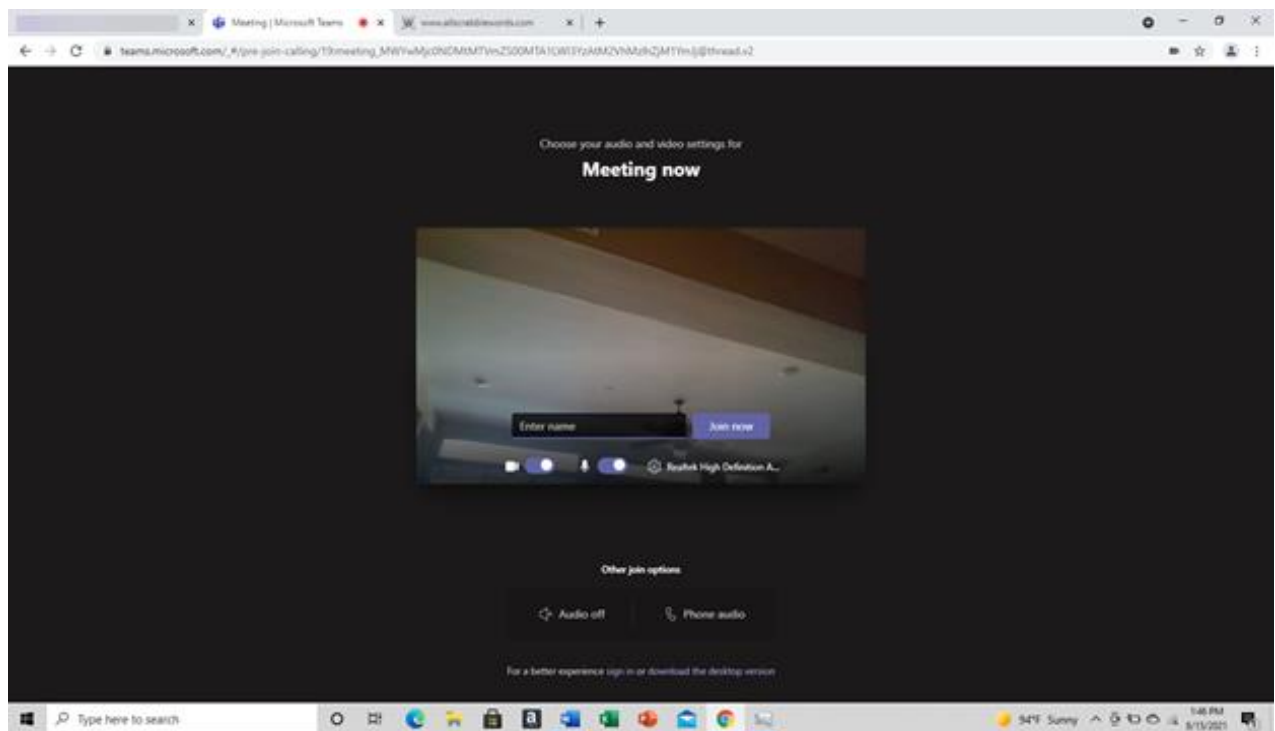
1. After clicking the invite link from your email, select **Continue on this browser**



2. Click to allow Microsoft Teams access to your browser's audio/video



3. On the Microsoft Teams sign-in page, enter your name, and select **Join now**



Once you are in the lobby, the meeting organizer and other presenters are immediately notified that you're waiting.

Detailed steps for connecting to the Microsoft Teams meeting can be found here:
<https://support.microsoft.com/en-us/office/join-a-meeting-without-a-teams-account-c6efc38f-4e03-4e79-b28f-e65a4c039508>